





A STRONG PARTNER  
THANKS TO  
CORE VALUES



The elegant way of expressing your own style.





Dear readers,

Customer satisfaction is the top priority at adeco. A front door lends expression and character to the entrance to your home. We would like you to find the ideal solution for your entrance area. In terms of design as well as functionality, security, surfaces, glazing and handles, we offer you a multitude of options to express your own style in a beautiful way. See for yourself and configure your dream door with a door panel from adeco.

Best regards from Herzebrock

  
Christian Reckendrees



We attach great importance to an integrated design of our front door panels. The handles lend even more expressiveness to the design language of the panel. They are not a separate component, but an important part of the design process right from the start. The resulting handle position enables perfect operation without the risk of crushing.

Our semi-circular handle, for example, is also characterised by its appealing feel and the option of integrating an ekey finger scanner.

Since 1994, co-operation with professional designers has led to trend-setting designs. Over the years, a trend towards an increasingly minimalist design language has developed. Today, the front door is perceived as an important component of the overall architecture of a house.

Sabine Bischof designed the Bentano model in 2016. With the Bentano, the design elements are reduced to the essentials. The handle is not placed on the door panel as a separate component, but recessed into it. The Bentano was honoured with the Iconic Award and the Red Dot Design Award Winner 2017 label.

Sabine Bischof and Kressel & Schelle presented further new designs in 2019. A symbiosis of retro style and purism was created with the Swing model. The organic design of the handle adds a third dimension to the surface.





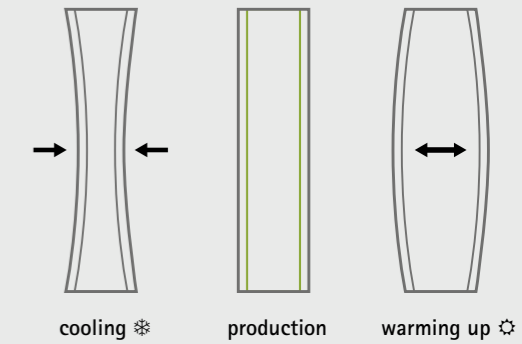
## Individual glazing

Even with several glass inserts, the individual insert is held in place by the spacers. The facing tape or sealing seam remains concealed even with clear glass panes.



## Toughened safety glass (ESG)



In recent years, the requirements for front door glazing in terms of protection against injury and burglary have increased on the European market. Thicker panes increase the risk of overload breakage. To minimise this risk, adeco generally offers toughened safety glass (ESG) as standard for all panels > 60 mm thickness. Both the outer and inner panes of a triple insulating glass are supplied as toughened safety glass.



# DO YOU KNOW THE CORE VALUES OF OUR FRONT DOOR PANELS?

## 19 mm glass inset

Due to the larger glass inset, the edge seal is 4 mm thicker all round. This results in a lower risk of leaks due to pumping effects as a result of temperature stress with thicker panes (the pane does not become cloudy or etched, even during long periods of use).



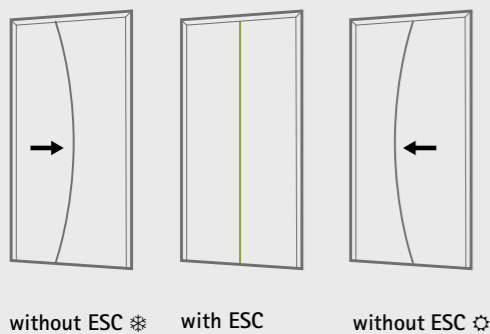
**adeco esc**  
Elastic Sandwich Compound

## The ESC feature – open your front door the easy way

Due to the demand for ever better insulation properties in front doors, the installation depth of the profiles and therefore also the thickness of the infill panels have increased significantly in recent years.

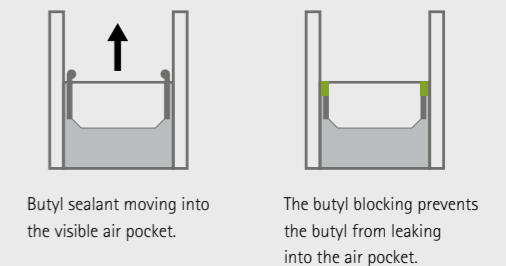
Depending on the design and material of the infill panel and profile, and particularly in the case of dark colours and closed panels in exposed positions, different interactions may occur, which can lead to a warping of the entire door leaf. Where technically feasible, adeco produces panels with ESC composite as standard:

- The patented elastic sandwich composite (EP3 593 989) for exposed locations and dark colours.
- Thanks to the elastic sandwich compound, the forces caused by solar radiation or the effects of cold temperatures are reduced to a minimum.
- The increased smoothness is due to the cellulose strips embedded in the foam core.
- Standard for closed and glazed aluminium attachment panels.



## Butyl blocking


In insulating glass panes, a pumping effect occurs in the space between the panes due to the expansion of the air when heated, and contraction when cold. The thicker the pane, this effect can cause the butyl sealant to move towards the space between the panes. A further sealing layer (the butyl barrier) prevents butyl from penetrating into the space between the panes and thus keeps the edge seal clean in the long term. It is standard for all glazed front door panels.



## Foam-filled glass rebate

The foam reliably prevents cold bridges where condensation can form. It also results in better overall insulation.





## RC2 security class

Our closed attachment panels have a standard security class RC2. To achieve this class for glazed double-sided attachment panels, a P4A pane in the centre is required. adeco double-sided attachment panels also achieve the RC2 resistance class, thanks to the combination of toughened safety glass / P4A / toughened safety glass.



## High weather-resistance

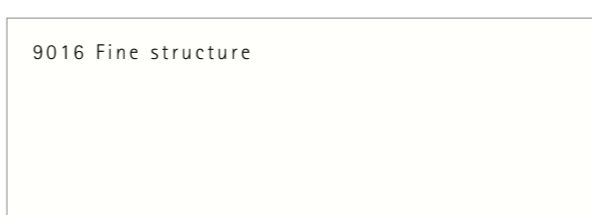
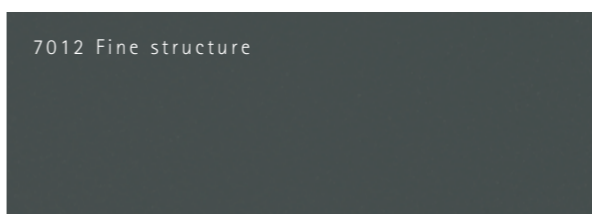
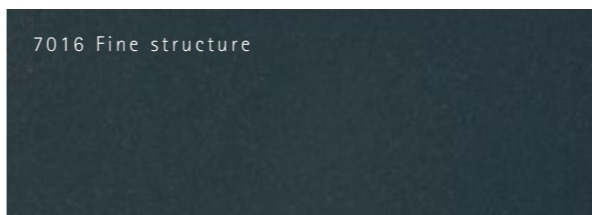
Our highly weather-resistant colours show only minimal colour change, even with a long service life.

## Fine structure

The fine structure of the powder minimises the risk of damage to the surface.

## Good haptics

The subtle fine structure surface is characterised by a velvety feel.





Concept-Design: BRILLDESIGN.de - Heretrock©2024 - BS\_IV\_EN - Edition 1 - Photos: ©stockadobe.com - Bijljs, Kristian, Kozorog, Mladen - Technische Änderungen vorbehalten



Insights into the manufacture  
of your door panel.

[www.adeco.de/en](http://www.adeco.de/en)

The elegant way of expressing your own style.

